









1. street names within street on 4ch plans wherever possible
2. conductor sizes above conductor wherever possible.
3. leave gaps in B.L.'s for switches  switch numbers.
 conductor size 
4. overhead substations shown on center of line  except where obvious 'T' - off 
5. substation transformer size to be immediately adjacent to substation. Names and sizes horizontal.

6. switch numbers parallel to switch and above switch wherever possible.

7. scale for new plans to be printed on printing machine and not xerox.
8. A__A etc used where more than one sheet is required. Also notes "Continued on page 139B" and "Continued from page 139B" are used A__A line at right angles to line/cable route.
9. Note re non paralleling tie switches to be at top left hand corner and to include switch number of all n-p tie switches on sheet.
10. tie feeder no. written parallel to feeder.  512
11. all side streets from feeder route to be named and continue for at least one block from feeder.
12. standard scales are 1:3168, 1:6336 & 1:15840
13. conductor size to be in mm² eg 240mm² AL= 240AL
14. details of auxiliary switchgear should be standard and shown on right hand top side of page.

MAIN SUBSTATION

■ UG SUBS 15

● OH SUBS

— 30 OH LINE

20 OH LINE

+ 10 OH LINE

- - - UG LINE

⊕ SHACKLE POINT

⊖ CABLE JOINT

⊕ TEE JOINT

⊖ POTHEAD

⊕

⊖

⊕

⊖

⊕

⊖

⊕

⊖

⊕

⊖

⊕

⊖

⊕

⊖

⊕

⊖

⊕

⊖

⊕

⊖

⊕

⊖

⊕

⊖

⊕

⊖

⊕

⊖

⊕

⊖

⊕

⊖

⊕

⊖

⊕

⊖

⊕

⊖

⊕

⊖

⊕

⊖

⊕

⊖

⊕

⊖

⊕

⊖

⊕

⊖

⊕

⊖

⊕

⊖

⊕

⊖

Braidwood Rd

Continued from
Page A4C

X ——— X

⊕

Note :- DDO on all subs

14

| LINE FUSE RATING | |
|------------------|--------|
| FUSE | RATING |
| FUSE | RATING |
| FUSE | RATING |

| REVISION | Y | Z | A | B | C | D | E | F | G | | Z | DRAWN | 05/77 |
|----------|---|---|---|---|---|---|---|---|---|--|-------|---------|-------|
| COMP. NO | | | | | | | | | | | 2330 | TRACED | 07/77 |
| DATE | | | | | | | | | | | 10/01 | CHECKED | |
| CHECKED | | | | | | | | | | | KTB | DES.ENG | |

Aurora

FEEDER PLAN NOTES

DATE ISSUED

29/09/17

PAGE

2